GROUND-BREAKING 3D SENSORS FOR **HIGH-PRECISION GLASS INSPECTION**

ECCO 95+

3D INSPECTION SENSOR

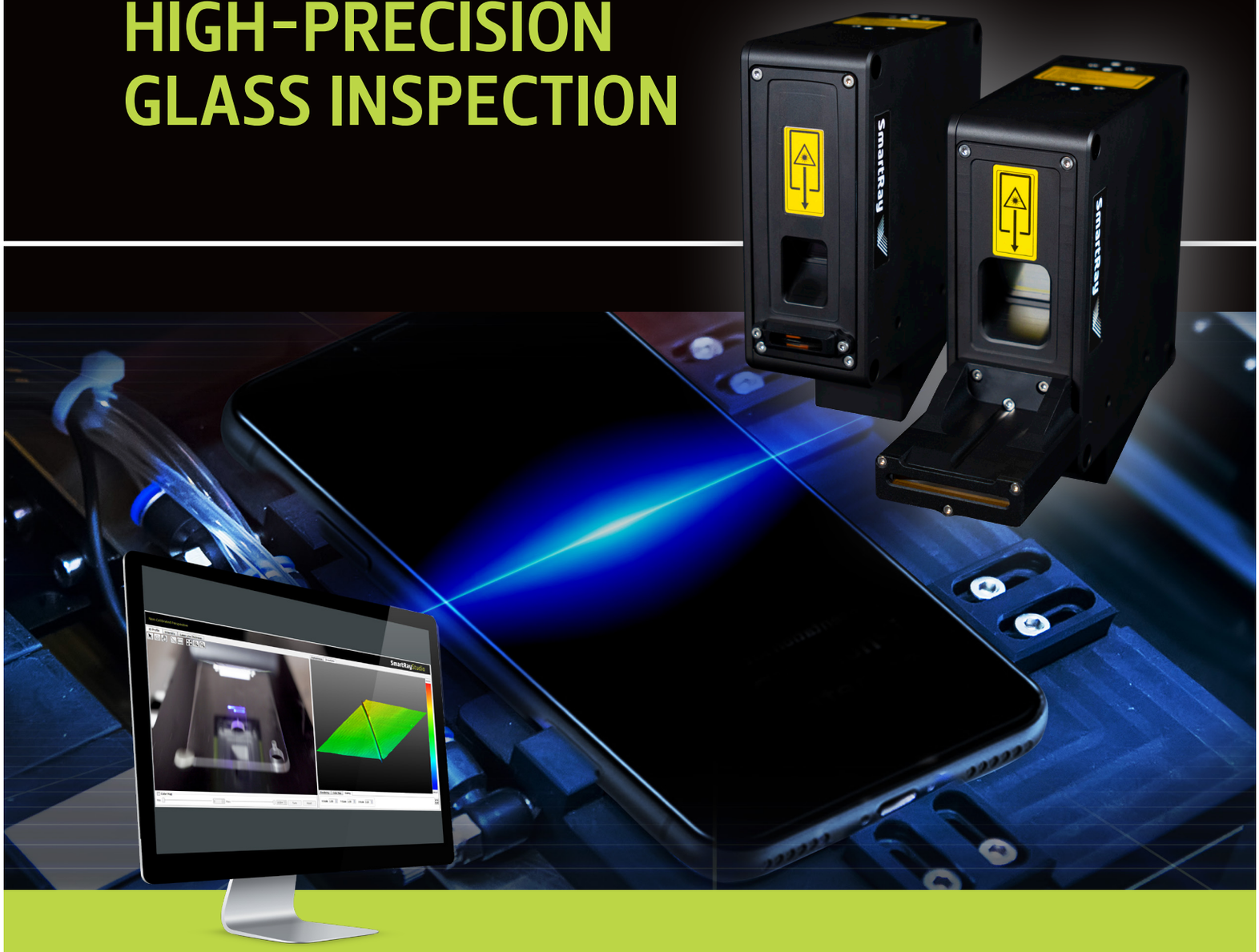

ECONOMIC & COMPACT 3D SCANNING FOR GLASS AND REFLECTIVE SURFACES

SUPERIOR 3D IMAGE QUALITY
OPTIMISED TECHNOLOGY FOR HIGH ACCURACY AND RELIABILITY

DESIGNED FOR FLAT GLASS SURFACES
MEASURES TOP AND BOTTOM LAYERS OF GLASS SHEET IN A SINGLE SCAN

FLEXIBLE SOFTWARE INTEGRATION
USE THIRD-PARTY VISION SOFTWARE OR YOUR OWN FRAMEWORK

SmartRay B2S BETTER SOLUTION & SUPPORT

Certainty in metrology

KEY SPECIFICATIONS

Model	**ECCO 95.015G**	**ECCO 95.025G**
Field of view (near | **mid** | far)	11 | **12** | 11 mm	25 | **28.5** | 25 mm
Typical measurement range[1]	5.6 mm	15 mm
Typical lateral resolution[1]	6.0-6.8 µm	13.0-14.5 µm
Typical vertical resolution[1]	0.42-0.54 µm	1.4-1.9 µm
Z-linearity	0.015%	0.024%
Z-repeatability	0.15 µm	0.4 µm
Stand-off distance	23.5 mm	64 mm
Mounting distance	65 mm	89 mm
Laser wavelength	450 nm (brilliant blue laser)	
Laser class (standard | optional)	3R | 2	
Maximum points/3D profile	1920	
Mounting	Specular mount Pitch angle of 21°	Specular mount Pitch angle of 14.5°
Weight	775 g	825 g
Part numbers	3.001.191 (class 2) 3.004.191 (class 3R)	3.001.193 (class 2) 3.004.193 (class 3R)
Typical scan rate [1]	Approx. from 1 kHz up to 10 kHz (with full FOV)	
Typical 3D point rate [1]	Approx. from 0.7 up to 15 million points/sec	
Interface	Gigabit Ethernet (1 Gbit/sec)	
Inputs	2x Inputs (5 – 24 VDC) Quadrature Encoder (AB-Channel, RS-422 standard)	
Outputs	2 x Outputs, 24 VDC (max. 20 mA)	
Trigger	The following triggers are supported: START Trigger support on Input 1 – 2 DATA Trigger support on Quadrature Encoder Input (Max. DATA trigger rate: 100 MHz) DATA Trigger support on Input 2	
Input voltage | power	24 VDC, ± 15% | 7.5 W	
Maximum ambient light	10,000 lx	
EMC test	as per EN 61 000-6-2, EN 61 000-6-4, EN 61326-1:2013-07	
Electrical safety	as per EN 61 010-1-3	
Protection class	III, as per EN 61 040-3	
Laser safety inputs	24 VDC | 0V	
Enclosure rating	IP65	
Air humidity	Maximum 90%, non-condensing	
Temperature operation | storage	0 - 40˚C | -20 - 70˚C	
Compatible accessories	Power-I/O-Encoder cable: 6.320.0XX Ethernet cable: 6.303.0XX	

1 Typical values can vary up to 5% due to optical tolerances
2 Experimentally assessed by scanning a fixed measurement target 4100 times successively within short time interval. No post-processing filters applied
3 Z-Linearity calculated as a variation of "bias" (reference value vs. measured value) over the measurement range
4 Measurements performed on a SmartRay standard artifact which is an aluminium flat matt surface painted matte white

ECCO 95.015G

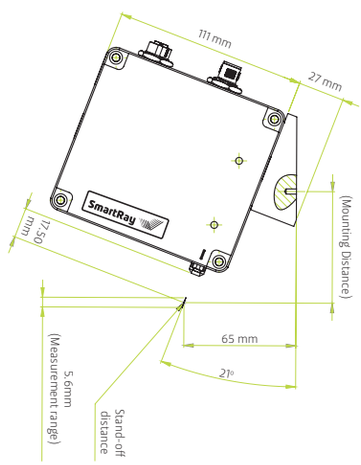

ECCO 95.025G

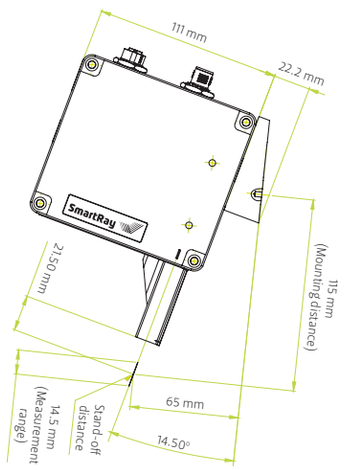

최적의 ALL-IN-1 솔루션을 제안합니다.

솔루션, 제품, 서비스에 대해 궁금하신 내용을 남겨주시면 빠른 시일 내로 회신 드리겠습니다.

제품·기술지원 문의

02-6914-6363
b2s@b2s.kr

B2S
BETTER SOLUTION & SUPPORT